

Estimated Reading Time: 7 minutes

This article deals with the introduction of Siemens Teamcenter PLM and Interconnection with SAP and CAD. We also review the advantages of this system, which is much faster than the traditional paperwork.  
By Anil Kumar Cademix Magazine Article

## PLM ( Product Life Cycle Management)

[Product lifecycle management \(PLM\)](#) is a industrial term to describe the process of managing a product's complete lifecycle, from conception to engineering, design, and manufacture, as well as service and disposal. People, data, processes, and business systems are all integrated with Siemens Teamcenter PLM, which serves as a product information backbone for businesses and their extended enterprises.

### Core PLM Capabilities



- **Change Management Processes**

[Workflows for ECRs, ECOs, ECNs, and other products](#) allow you to fully develop, review, approve, and implement product modifications in a collaborative setting.

- **Parts and Bill of Materials Management**

Teamcenter manages the parts and bills of materials (BOM) across mechanical, electrical, and software

disciplines.

- **Document Management**

Synced local vaults, browser-based visualization, versioning, collaboration, and search help you manage papers and CAD files in a single repository.

- **Connect Business Systems**

Modern PLM has the connectivity required to combine execution-based (ERP) data with other applications such as MS Office, CAD tools, and so on.

- **Visibility and Collaboration**

Distributed teams must be able to safely collaborate against a “single source of truth” while ensuring transparency and adhering to business requirements.

- **Project Management**

Modern PLM enables integrated project management tools, whether you’re launching a new product or managing a compliance process.

- **Supply Chain Management**

Secure self-serve portals, supplier corrective action templates, forecasting, and ALM management help you manage your suppliers.

- **Quality Management**

Manage quality with customizable workflows and templates, such as the ISO 9000 family of standards, APQP, and FMEA, among others.

- **Requirements Management**

From pre-sales to manufacturing, collect and manage multidisciplinary requirements while ensuring synchronization with change.

## **Benefits of PLM**

Product lifecycle management or Siemens Teamcenter PLM has numerous advantages, including bringing a higher-quality product to market faster, improving product safety, boosting revenue potential, and minimizing errors and waste. Further, the PLM is a specialized computer software that performs functions such as document management, design integration, and process management.

Other Benefits Include:

- Product quality and dependability have improved.
- Prototyping costs are lower.

- Requests for quote (RFQ), i.e., solicitations from suppliers, are more accurate and timely.
- Quick Identification of sales possibilities and revenue contributions.
- Savings by reusing original data
- A product optimization framework
- Waste reduction
- Maximizing the collaboration throughout the supply chain.

## Siemens Teamcenter PLM

Teamcenter is a modern, adaptive Product Lifecycle Management (PLM) solution that uses a digital common thread to connect people and processes across functional silos for creativity. The scope of the Teamcenter offering is unrivaled, allowing you to face the many issues that come with product development. The easy user interface of Teamcenter makes it easier than ever for anyone from throughout the organization to engage in the product development process.

Teamcenter enables controlling your product data and processes – such as 3D design, electronics, embedded software, documentation, and bill of materials – easier than ever (BOM). Using your product information across many departments and divisions, including your PLM system, you gain higher returns on your investment.

- manufacturing
- quality assurance
- costing
- compliance
- service
- supply chain

To handle any product development difficulty, Teamcenter can be easily modified to business developments.

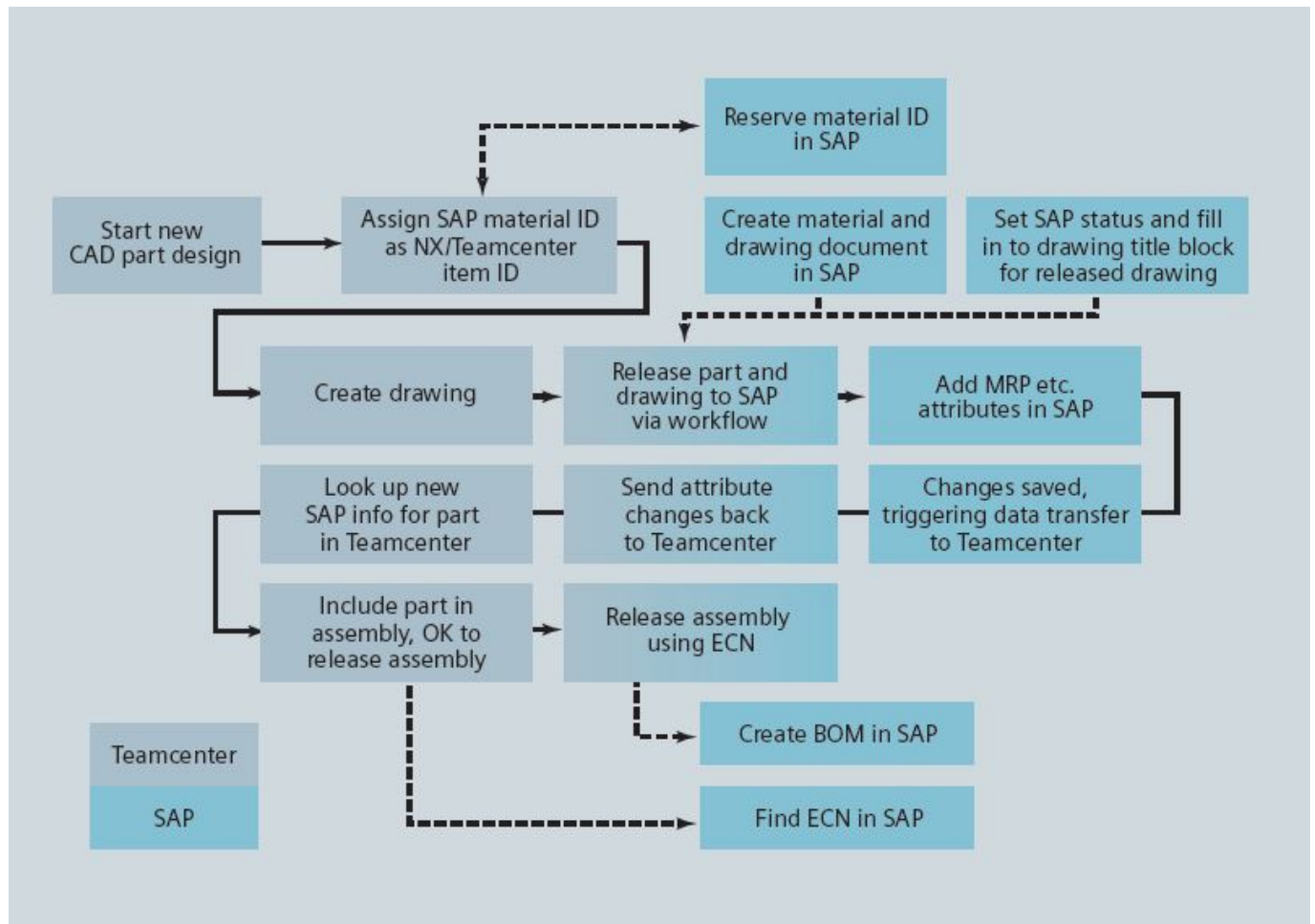
## Companies Using Teamcenter

Companies encounter unique challenges that are unique to their particular industry. For instance Teamcenter's solutions serve the following industries:

- Aerospace and defense technology
- Automotive and transportation industries
- Consumer products and retail
- Energy and utility industry
- Oil, gas and refineries
- Electronics and semiconductor industries
- Medical instruments and medicines
- Industrial machinery and equipment
- shipbuilding

## Teamcenter integration for SAP

Teamcenter's SAP connectivity cuts down the barriers between PLM and ERP. For instance, it allow users at all stages of the product lifecycle to communicate with a single knowledge base regardless of their working environment. The users can easily get the information of Product and Process.



The information to engineering and manufacturing teams is provided by Teamcenter and SAP. We can then create object links in SAP based on existing relations in Teamcenter.

- Item master/item revision
- Product structure
- Dataset with files
- Change master
- Classification information
- Status information
- Attributes
- Version/revision info
- Relations

## Teamcenter SAP Integration Features

- Bidirectional product and process knowledge connection between Teamcenter and SAP
- Ability to seamlessly view SAP attribute information within Teamcenter
- Within Teamcenter, you can query for SAP knowledge
- Ability to schedule automatic batch knowledge updates and synchronization between Teamcenter and SAP
- Ability to extend Teamcenter process to SAP (ex: part release) and vice versa (ex: change request)

## Teamcenter and CAD Interconnection

Across numerous product configurations and locations, Teamcenter manages internationally distributed mechanical computer-aided design (MCAD) and electronic computer-aided design (ECAD) tools, data, and procedures.

With Teamcenter CAD management, all CAD data can be brought into a unified product data management (PDM) environment. True multi-CAD management may be achieved across key CAD design tools like NX, Solid Edge, CATIA, SolidWorks, Pro-Engineer/CREO, AutoCAD, and Inventor by leveraging CAD data management and the ISO standard, CAD-neutral 3D format JT. In conclusions, this is among the top requirement for [CAD/CAE experts](#).

This bi-directional information interchange eliminates duplicate data entry and fragmented data. In addition, it improves data integrity, and links the design department with the rest of the company for better cooperation and efficiency.

## Benefits of CAD and Teamcenter Integration

- Within the product development process, there is complete traceability.
- Time and money are saved by automating data exchange processes and working on multiple portions of the same CAD group at the same time
- Bidirectional data interchange eliminates error and redundancy sources.
- Transparency of data across the organization

































## Other Features

- Exchange of items and bills of materials
- Exchange of item properties
- Drawings are automatically converted to PDFs with meta-data stamps.
- Integration of the title block
- Exchange of auxiliary files (DXFs, STEPs, DWFs, eDrawings, etc....)
- Between CAD files and Microsoft Dynamics 365/AX products, there is 1:1 revision control.
- Intelligent item numbering
- Multi-CAD collaboration
- Using centralized sign-on rights to engineer collaboration

## Part Naming Method in PLM

The PLM system assigns a progressive document number to each new part created. Therefore, the chances of errors are reduced, regardless of how many individuals are working on the same project at the same time.

It is just essential to add the part's name (title) to create a new part.

| progressive document number   |   |   |   |  |
|---|---|---|---|--|
|  |  |  |  | 2000212812 UGM 00 TVA START TOP DOWN           |
|  |  |  |  | 2000345681 UGM 00 Skeleton Example Top Down    |
|  |  |  |  | 2000345682 UGM 00 Part left Example            |
|  |  |  |  | 2000345683 UGM 00 Part right Example           |
|  |  |  |  | 2000345684 UGM 00 Part Top Example             |
|  |  |  |  | 2000345685 UGM 00 Part Bottom Example          |
|  |  |  |  | 2000345686 UGM 00 Welded Part Example TOP DOWN |
|  |  |  |  | 2000345702 UGM 00 Bushing                      |

|                 |            |        |              |
|-----------------|------------|--------|--------------|
| Name            | Bracket    |        |              |
| Additional text |            |        | Sheet 1 OF 2 |
| Mat-Nr.         | 1000397794 | Doc-Nr | 2000322998   |
|                 |            |        | Version 00   |

?

Par Naming is done by the user

|                 |            |              |            |
|-----------------|------------|--------------|------------|
| Name Bracket    |            | Sheet 1 OF 2 |            |
| Additional Text |            | Doc-Nr       | 2000322998 |
| Mat-Nr.         | 1000397794 | Version      | 00         |

progressive material number

First of all, It is important to include a Material number after completing a 3D model and following 2D documentation (drawing). As a result, this material number is automatically added by PLM. Because of that, the engineering, sales shared by this number is likewise automatically added by PLM, but it comprises information not just about engineering, but also about sales, finance, HR, and other topics.

Unlike creating a document number, creating a Material number requires filling out fields such as the type of material, weight, type of assembly, number of parts in the assembly, and so on. After that, we should link the material number to some resource planning programs (SAP, Pantheon, etc.). This enables additional data entry from departments such as purchasing, sales, and warehouse. Here we need to link material number to the document number.

## Sharing Files

### Targeted data sharing for safe and effective supplier interactions

- The suppliers can easily get the product design data with the help of Teamcenter and, we can easily track the data to ensure right supplier is getting right information.
- With the help of Teamcenter, we can transfer and control the data that is necessary for supplier to complete their tasks.

## Keywords related to Siemens Teamcenter PLM

Workflow, PLM software, Siemens plm, Drafting, Assemblies, Cad software, Cad-cam, Design software, 3d cad, Parametric, Design process, Autodesk, Geometry, Dassault, Automate, Siemens PLM Software, Time-to-market, Cad-system, 3d models, Cad models, Management software, Intuitive, Revit, Business-processes, Streamline, Design cad, Machining, Tutorials, PTC creo, Modeler, Design automation, New product development, Mechanical design, Cloud-based, 2d cad, 3d cad software,



# SIEMENS TEAMCENTER PLM AND INTERCONNECTION WITH SAP AND CAD



## About the Author

Anil Kumar is a graduate of CAD/CAM robotics engineering from India, with further education in Germany and work experience across three continent, Asia, Africa and Europe.

He has Strong Business & Engineering Knowledge with more than 5 years of experience in Corporate, Research, Automotive, Siemens PLM Teamcenter, Supply Chain Management and Education sectors – looking for an opportunity to excel in my professional career.

## People also visited:





Quality Assurance &  
Quality Control



From CV to Job Offer:  
Interview Code for  
Germany and Austria



The Impact of TinkerCAD  
and FreeCAD in the  
Industry



Success Story: Jackie  
Genbo Chen



Nanorobots: A Tiny Robot  
For Diagnosis And  
Treatment




Real-Time Communication  
Tools in Manufacturing  
Sector



FMEA Insights in Manufacturing Industry



Difficulties of Voluntarily Rescuing Stray Dogs in Iran



Arduino-Based Study on the Effect of Different Parameters on Cooling of Water



SEO-Herausforderungen  
und -Strategien für  
mehrsprachige Websites



Selection of Materials and  
Plastic Technology in  
Pharma



Impact of Horizon Europe  
Framework on Circular  
Economy



Global Impact of Plastics  
and Its Recycling




Architectural Design on a  
Budget: Utilizing FreeCAD  
for Your Projects



Challenges in 3D Medical  
Imaging Reconstruction:  
Factors and Considerations




EU GREEN DEAL AND  
COMPARISON WITH INDIAN  
STANDARDS



Low cost & Portable MRI  
Systems - A step toward  
democratization of Health  
Care



Job Consultancy Services in  
Europe



3D Printing Business  
Overview by Javaid Butt



Renting an Apartment in  
Austria: Essential Tips for  
International Students and  
Job Seekers



Food Additives in Europe





Ranking the Ranks: Who  
Tops the Influencer Charts?



Understanding Cademix's  
Author Privacy Policy : A  
Simple Explanation



Optometry Jobs and Career  
Opportunities for 2024: A  
Comprehensive Guide