

Estimated Reading Time: 6 minutes

Top Skills and Facilities Every Optometrist Should Know

By: Jom Johnson, Optometrist, Research Associate at Cademix Institute of Technology



Optometrists are the healthcare professionals who provide primary vision care. A well-known task of an Optometrist includes detailed history taking to prescribing glasses. The optoms take care of the primary complaints and findings of the patient. Afterwards they refer the patients to the ophthalmologist(doctor) for further diagnosis.

The purpose of [optometry](#) is to determine eyesight, to prescribe corrective lenses, and to diagnose eye disease. They are capable of detecting symptoms, prescribing medicines, and treating most eye diseases. They are healthcare professionals who provide primary vision services, which means there is a thorough history of prescription glasses.

Optoms are the most important part of the eye care system. They are experts in visual health monitoring and interpretation and are likely to spend full time with customers / patients in optical stores or hospitals. This gives every person great opportunities to suggest the "Right Vision Solution", based on lifestyle and visual status. There are certain skills and techniques every optometrist should acquire to establish a good career in this field.

Communication with Patient

Communication abilities are among the most basic ability an optometrist can learn. One needs a good communication with the patient to conduct a perfect workup. Professionals say that the most basic step of treatment is understanding the patients need. Optometrists should understand the basic needs through proper communication with the patients.

Function in history-taking. Let's talk about taking history.

The art of meticulous history taking involves:

- Demographic data - chief presenting complaints
- History of present illness - family history

History may vary from an adult to a child. The aforementioned illness tells us about the past of an adult. For an infant / toddler however, the history only includes the birth data and other rising chart.

The next skill we should have must be the proper knowledge about the workup. We must know what we are going to do. It must start from detailed history taking. He must be completely aware of the things he is asking. The history of every patient will be different for example the history of a child and an adult will be different. He must also be informed of what kind of questions to ask for the various groups.

THE EYE EXAMINATION

Human vision is the most important sense of all senses. The assessment of vision / visual evaluation is the crucial part of the function of an optometrist. We focus our discuss on the following essential functioning components of an optom.

1. Vision assessment/ Taking of visual acuity
2. External ocular examination
3. Internal ocular examination / Fundus examination
4. Visual field examination

The visual acuity

It is important to test both distance and near acuity [with / without glasses]. [The Snellen test](#) is widely used to test the central distance visual acuity, separately for each eye.



External ocular examination

This involves the examination of the head position, front and face alignment, eye brows, eyelids, lacrimal device, and eyeball using slit lamp examination.

Internal ocular examination

We use Slit lamp examination to study parts of the body such as conjunctiva, sclera (white part of the eye), cornea, anterior chamber, iris, pupil lens and posterior part or the fundus, where microscope used to examine a living tissue.

Fundus examination

It is necessary to diagnose the vitreous optic nerve head, retina and choroid using convex lenses or direct/indirect ophthalmoscope. Observation of the Fundus includes its media, optic disc, macula, retinal blood vessels and overall history.



Visual field assessment

Evaluation of the visual field is important in many eye disorders. We use this technique to diagnose many eye conditions, such as glaucoma, optic disc disease, etc.

ENVISIONING THE OPTOMETRIC EXAMINATION

ROLE OF OPTOM BEYOND REFRACTION

Optometry is a primary eye care area which deals with the examination of the eye's visual structures. In its primitive level, optometry was given a central focus on quantification and optical regulation of refractive errors. The historical timeline of this branch of medicine reflects a proud legacy where the discipline has made great strides through discovery, evolution and expansion. The vast field of modern optometry offers an endless opportunity to be a clinician, optician, science academic, educator or corporate professional, etc.

OCULAR MANAGEMENT BY AN OPTOMETRIST

A significant contribution to the clinical and community-based detection and treatment of refractive errors has been made by primary eye care specialists (a leading cause of visual impairment). By involving referral and co-management in their detection, it also plays a key role in alleviating numerous vision-threatening ocular disorders.

Optoms include a wide range of treatments, including vision and eye tests, screening, supervision, treatment of eye problems, prescription and availability of glass and contact lenses, low vision aids, and medicines.



Training of an Optometrist

Additional effort must be made to provide optometrists with thorough clinical training in order to play a part in the diagnosis of these blind eye diseases. The aim of this should be to train them well for a comprehensive ophthalmic examination, the handling of diagnostic equipment. Further, it follows by the examination and interpretation of clinical findings.

This helps in identifying the presence of any structural or functional damage in the visual system, the diagnosis of diseases. Afterwards, they should consider a proper referral as the responsibility of the optometrist to the community.

Skills we should have

After history taking we must be aware of the basic steps of eye examination which is the most important part of workup. The steps may differ according to patient. The most important thing in eye examination will be the patient's cooperation. Therefore, for a good cooperation there should be good communication maintained.

A good optom is a personality who must be able to take quick decisions based on their findings. Therefore through a communication, he should be able to understand the do's and don'ts in the workup. He must also be able to explain every procedure to the patient, before doing it. He must be able to clarify patient's doubts and worries.

Basic steps of examination start from vision assessment and end in slitlamp examination with fundus, vision assessment and followed by refraction to find out the power. Slitlamp examination helps to see anterior & posterior segment of the eye. Based on all these factors, we will decide what diagnostic tests should we do next.



Beyond the normal skill sets

An extraordinary expert in the area of optometry has wider range of skills than the technical skills mention above. The additional skills are those including added-value to the organizational, communication and Research and Development activities. Some of the major skills are

- Project Management or knowledge of [agile project management](#)
- [Additive manufacturing and 3D printing](#)
- [Computer simulation](#) and virtual experimentation
- Coordination of [Research and development activities](#)

Summary and Conclusion

Diagnostics helps to identify the abnormalities in the eye which cannot be see with the naked eye. Based on each finding we will decide what treatments should be given. There are different technologies available nowadays to see from cornea to retina of the eye. Thus we can make sure that there is no loop hole in our

assessment.

Related Keywords:

Eye-care, Eye diseases, Eye-doctor, Glaucoma, Ocular, Eye exams, Eye exam, Eye health, Exams, Macular, Refractive, Astigmatism, Ophthalmology, Eye conditions, healthcare career

Retinal, Eye disease, Eyeglasses, Optometrist, Retina, Degeneration, Contact lenses, Contact-lens, Diabetic, Corneal, Ophthalmologist, Eye problems, Ophthalmic, Retinopathy, Optometry, Cataract, Eye surgery, jobs.

Cornea, Vision correction, Macular-degeneration, Cataracts, Vision loss, Blindness, Tech skills, Career Acceleration, Job vision, Age-related macular degeneration, Diabetic-retinopathy, Eyelid

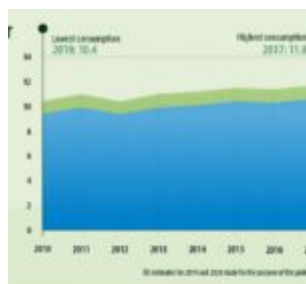
People also visited:



Keeping Your Training
Progress Private in
European Workplaces



Chemistry Lab Skills and
Various Strategies for
Developing Them



Comparison Of The European Fertilizer Consumption With The Middle East



Case Studies Innovative Projects Made Possible with TinkerCAD and FreeCAD



Siemens Teamcenter PLM and Interconnection with SAP and CAD




The Career and Compensation of Social Media Influencer
Followers, Fame, and the Making of an Influencer



Strategic Decision-making in European Energy Markets: Theory and Policy Implications
Strategic Decision-making in European Energy Markets: Theory and Policy Implications




Nanorobots: A Tiny Robot For Diagnosis And Treatment
Nanorobots: A Tiny Robot For Diagnosis And Treatment



Artificial Lights in
Rendering Virtual Photo
Realistic Scenes



Learning By Doing



Introduction to Computer-
Aided Design: Exploring
the Basics with TinkerCAD
and FreeCAD



Architectural Design on a Budget: Utilizing FreeCAD for Your Projects



Skills for material engineers and industrial requirements



Optimizing SEO for Multilingual Websites: A Comprehensive Guide



Difficulties of Voluntarily
Rescuing Stray Dogs in Iran



Mastering Task
Management Strategies: A
Guide to Leveraging Task
Momentum and
Overcoming Sunk Cost B...



Global Impact of Plastics
and Its Recycling



Ranking the Ranks: Who
Tops the Influencer Charts?



Enhancing of the
Composite Materials using
Natural Fibers




How To Use AI To Boost
Career Confidence In A
VUCA Job Market



Criticism in European
Business Culture



Microscale 3D Printing: A
Review



Growing in Sawdust:
Alternative Planting
Medium in Vertical Farming



Electrical Design Tools:
EPLAN, AutoCAD Electrical
and the Alternates